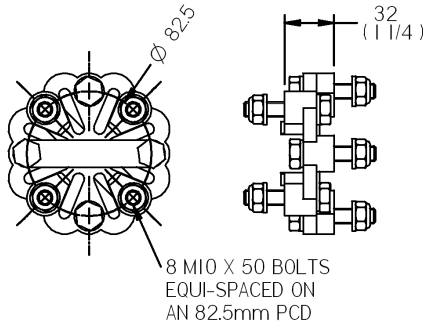
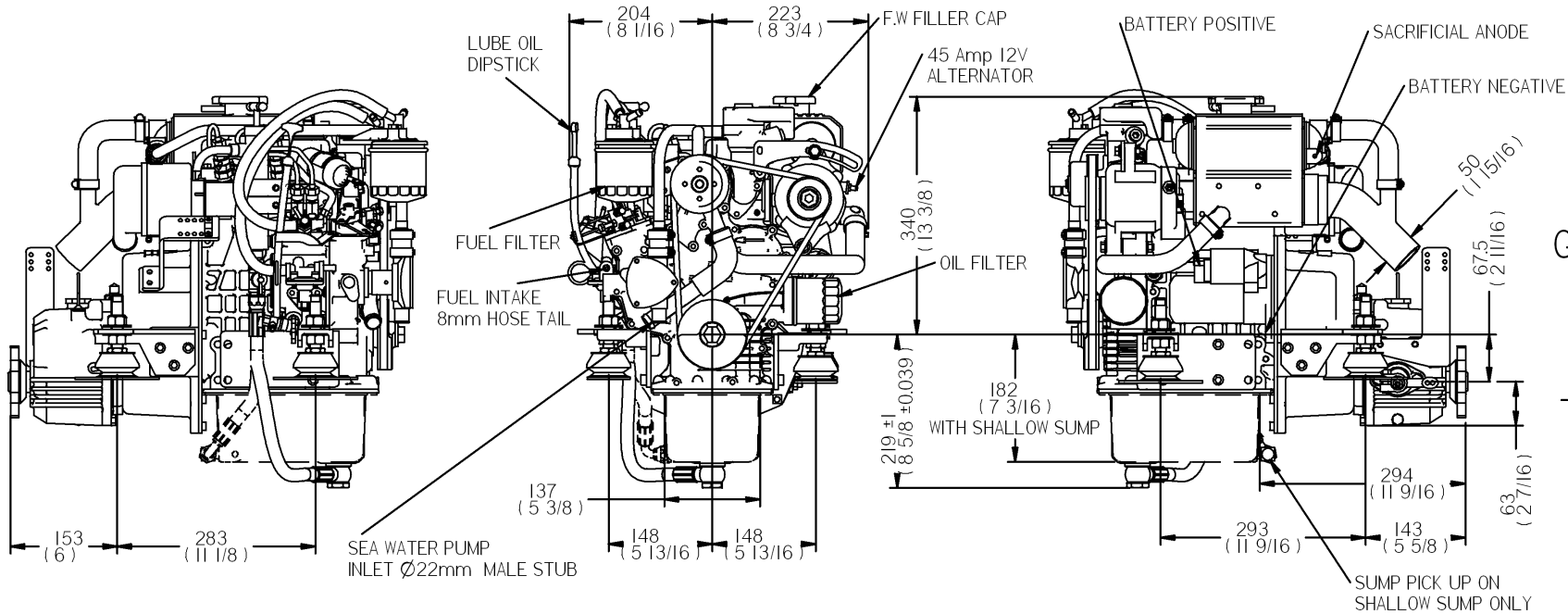
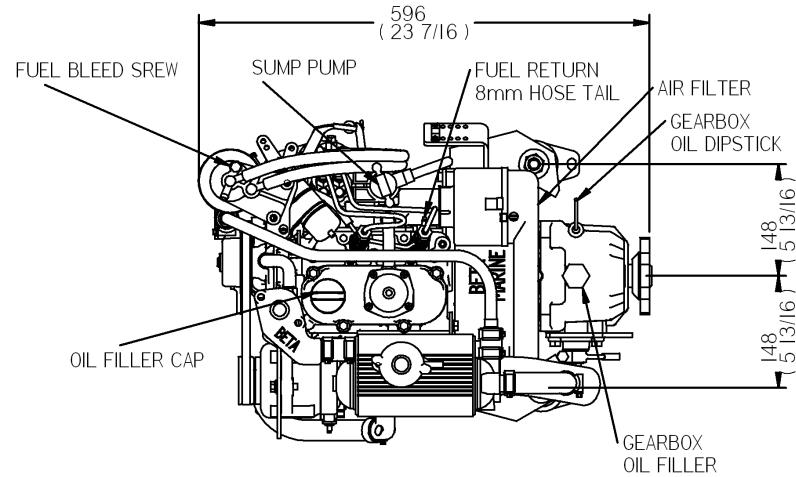
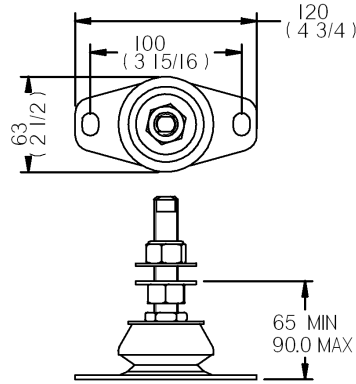


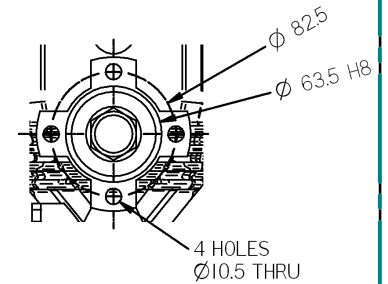
FLEXIBLE COUPLING DETAILS



FLEXIBLE MOUNT DETAILS



GEARBOX OUTPUT



REV	DESCRIPTION	DATE	APP'D	DRAWN
01				

NOTES
Measurements are in: mm (Inch to the closest 1/16).

DIMENSIONS IN MM (INCH)
DO NOT SCALE

BETA MARINE
TEL +44 (0)1452 723492 FAX +44 (0)1452 883742

BETA MARINE LTD.
DAVY WAY, WATERWELLS,
QUEDGELEY, GLOUCESTER
GL2 2AD UK

DRAWN BY: TW
CHECKED BY: -

TITLE **BETA 16 (BZ602) HEAT EXCHANGE
TMC40 GEARBOX ATOMIC 4 FEET**

SCALE PAGE 1 of 1 DATE 09/01/2006

SIZE A4 DWG NO. 100-06696 REV 00